



NHL 5

HIGHLY HYDRAULIC
NATURAL LIME
FROM WASSELONNE

TECHNICAL DATA

HIGHLY HYDRAULIC NATURAL LIME

Compressive resistances

- 28 days approx. 6.3 Mpa ou 63 kg/cm²

MVA : 0.6 kg/dm³

%Free lime Ca(OH)²: approx. 43 %

S03: approx.0,5 %

Colour: Hazelnut to very light beige

Water vapour permeance μ : approx. 10 to 14

Beginning of catch: 3h30



ADVANTAGES

- Respects the functioning of the old building
- Resistance adapted to the masonry
- High water vapour permeance ($\mu=10$ to 14)
- Enhances the value of heritage
- An NHL5 whose aerial properties ensure flexibility and breathability (free lime >43%)
- Allows a wide range of finishes and combinations




MASONRY, PAVING, LIME CONCRETE (stones, bricks, tiles, terracotta tiles etc ...)


- Exterior and interior rendering with local dry and corrected sands
- Thermal correction plaster with vegetable fillers
(hemp, flax, cork, sawdust ...)
- Whitewash
- Masonry / roofing work
- Injection grouting
- Non-bearing screed / laying of stone or terracotta slabs



COATING & DECORATING




MASONRY / REPOINTING / SEALING



PAINT



INSULATE




HERITAGE & ARCHITECTURE

Official importer and distributor in
the UK Lincolnshire Lime Ltd
www.lincolnshirelime.com
01469531227 / 07743362408




WWW.WASSELONNE.CO.UK
INFO@WASSELONNE.CO.UK



NHL 5

HIGHLY HYDRAULIC NATURAL LIME

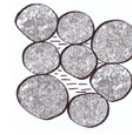
BUILDING / SEALING / COVERING / TILING / LIME CONCRETE

MASONRY AND REPOINTING (NF DTU 20.1) 	Semi-tender natural stones to soft	1 BAG NHL 3,5	+	8 à 9 buckets 10 L	Sand 0/4 mm
	Hard stones, hollow or solid bricks or solid bricks, concrete blocks	1 BAG NHL 3,5	+	7 à 8 buckets 10 L	Sand 0/4 mm
CONSOLIDATION OF OLD MASONRY OLD	gravity injections	1 BAG NHL 3,5	+	3 buckets 10 L	Water
	Grout	1 BAG NHL 3,5	+	3 buckets 10 L	Sand 0/1 or 0/2 mm


* the dosages are expressed in dry sand

FUMISTERIE (NF DTU 24.1)	Boisseaux (terracotta, concrete), stones, solid bricks	1 BAG NHL 3,5	+	cement 1/2 à 1 buckets 10 L	+	8 à 9 buckets 10 L	Sand 0/4 mm
LIME CONCRETE	Paving in old buildings	1 BAG NHL 3,5	+	6 à 7 buckets 10 L	Mixing concrete mix 0/16 mm		
COVER (NF DTU 40.2)	Tiles*, ridges, flashings, roof edges * Add resin to the mortar if the tiles are heavily waterproofed.	1 BAG NHL 3,5	+	cement 1/2 à 1 buckets 10 L	+	9 buckets 10 L	Sand 0/4 mm
TILING (NF DTU 52.1)	Terracotta tiles or stone tiles	1 BAG NHL 3,5	+	7 à 8 buckets 10 L	Sand 0/4 mm		

GOOD TO KNOW ABOUT GRAIN SIZE



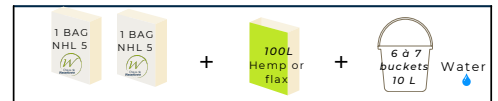
Unbalanced sand: water and binder occupy the voids (lack of adhesion and risk of micro cracks or shrinkage)



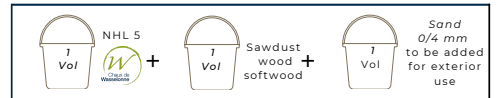
Balanced sand: less voids, better cohesion because more contact points between grains (better adhesion to the substrate)

Do not hesitate to correct your sands with mixtures of sands. Take into account their proprieties (sand equivalent test) as well as their humidities (expansion).

THERMAL CORRECTION PLASTERING WORK WITH PLANT FIBRE (HEMP, FLAX...)



LIME PLASTERING WORK WITH RESINOUS WOOD SAWDUST (OUTSIDE DTU)



The use of sawdust cuts the "cold wall effect" and allows the use of local and economical materials. The addition of sand increases the strength, which is recommended for exterior use. In addition, the effusivity of the wall is greatly improved.

PLASTERING WORK (NF DTU 26.1)

MANUAL APPLICATION AND SPRAY POT	SUPPORT TREATMENT	BONDING COAT 48 hours minimum drying time 3 to 5 mm	PLASTER BODY 7 days drying time minimum 10 to 20 mm	FINISHES Minimum 7 days drying time
OLD AND/OR ROUGH PLASTERED MASONRY	Moisten the day before application and 30 min before	1 BAG NHL 3,5 + 6 buckets 10 L Sand 0/4 mm	1 BAG NHL 5 + 7 à 8 buckets 10 L Sand 0/4 mm	Scraped, brushed, trimmed 5 to 7 mm Trowelled, smoothed 5 mm maximum
SEMI-HARD TO HARD LIMESTONE OR SANDSTONE RUBBLE MASONRY	Moisten the day before application and 30 min before	1 BAG NHL 3,5 + 6 buckets 10 L Sand 0/4 mm	1 BAG NHL 5 + 6,5 à 7 buckets 10 L Sand 0/4 mm	1 BAG NHL 3,5 + 1 BAG NHL 2
MASONRY NEW BRICKS RT2 SUPPORT	Moisten the day before application and 30 min before	1 BAG ACCROMUR + 5 à 6 buckets 10 L Sand 0/4 mm	1 BAG NHL 5 + 6,5 à 7 buckets 10 L Sand 0/4 mm	+ + +
NEW MASONRY CONCRETE BLOCKS RT3 SUPPORT	Moisten the day before application and 30 min before	0,5 BAG NHL 5 + 1 BAG CEMENT + 10 à 11 buckets 10 L Sand 0/4 mm	1 BAG NHL 5 + 6,5 à 7 buckets 10 L Sand 0/4 mm	7,5 à 10 buckets 10 L Sand 0/2 mm or 0/4 mm 10 à 12 buckets 10 L Sand 0/2 mm 12 à 13 buckets 10 L Sand 0/2 mm

Caution: *Use of grey or white Accromur to regulate the porosity of the cellular concrete for the bonding coat

Indicative dosage 350 to 300 kg /m3 dry sand

Indicative dosage 250 to 300 kg /m3 dry sand

Official importer and distributor in the UK
Lincolnshire Lime Ltd
www.lincolnshirelime.com
01469531227



EQUIVALENCE



INFO@WASSELONNE.CO.UK